

¡Hola 🙌! Espera mientras comienza la sesión.

Antes que todo, ¿cómo están?

Visualización de Información

IIC2026 2021-2

Encuesta Medio Semestre

Visualización de Información

IIC2026 2021-2

Encuesta Medio Semestre

Espacio de *feedback* sobre cursos de Escuela de Ingeniería cerca de la mitad del semestre. Es un espacio de reflexión que nos tomamos muy en serio en el curso.

Las respuestas son **anónimas**.

Son bienvenidos comentarios de todas las dimensiones del curso, y nos interesa especialmente:

Cuestionarios y Actividades en clase.

Encuesta Medio Semestre

Espacio de *feedback* sobre cursos de Escuela de Ingeniería cerca de la mitad del semestre. Es un espacio de reflexión que nos tomamos muy en serio en el curso.

Las respuestas son **anónimas**.

Son bienvenidos comentarios de todas las dimensiones del curso, y nos interesa especialmente:

Cuestionarios y Actividades en clase.

¡Les daremos 10 minutos para responder!

Para acceder, deben ingresar a **Siding > Docencia > Otros > Encuesta Medio Semestre**

Visualización de datos tabulares

Visualización de Información

IIC2026 2021-2

Contenidos

Contenidos

1. Organización de datos tabulares
2. Definición de regiones categóricas
3. Separación matricial
4. Orientación de ejes

Organización de datos tabulares

Expresión de valores cuantitativos

Definición de regiones categóricas

Orientación de ejes

Organización de datos tabulares

Expresión de valores cuantitativos

Definición de regiones categóricas

Separar en regiones


Alinear en regiones

Ordenar en regiones

Orientación de ejes

Perpendicular, paralelo, radial, etc...

Cities with at least **3** breweries within **5** miles based on **all** beers.



Closer to here
the better

BEST CITIES

01. Santa Rosa, CA
02. San Diego, CA
03. Denver, CO
04. Anchorage, AK
05. Portland, OR
06. Minneapolis, MN
07. Chicago, IL
08. Ann Arbor, MI
09. St. Louis, MO
10. Salt Lake City, UT
11. Bend, OR
12. Austin, TX
13. Frederick, MD
14. Albuquerque, NM
15. Oceanside, CA
16. New York, NY
17. San Francisco, CA
18. Richmond, VA
19. Seattle, WA
20. Washington, DC

↑ QUALITY

→ QUANTITY

The Expression Map 2016

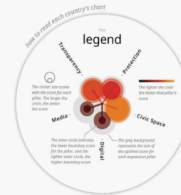


The Expression Agenda (XpA) metric gives a comprehensive picture of the state of freedom of expression and information internationally in 2016, using independently collected and verified data by Varieties of Democracy Institute (V-Dem).

V-Dem's pioneering work, now the largest social science data collection project in the world, has at last made it possible to evaluate the state of freedom of expression effectively. ARTICLE 19 has partnered with the V-Dem, whose multi-dimensional dataset examines 350 aspects of democracy, enabling a cutting-edge analysis that presents the challenges and complexity of the landscape for freedom of expression.

By examining freedom of expression through this holistic approach, we can achieve a far deeper understanding of the benefits, risks and global trends that impact on the ability of everyone to raise their voice and be heard, regardless of sex, gender, ethnicity, race or religion.

10



Civic Space | civic space is the place, physical and legal, where individuals realise their rights. It includes the freedom to speak and to access the means to do so, participate in public decision-making, organise, associate and assemble. A robust and protected civic space forms the cornerstone of accountable, responsive democratic governance and stable societies.

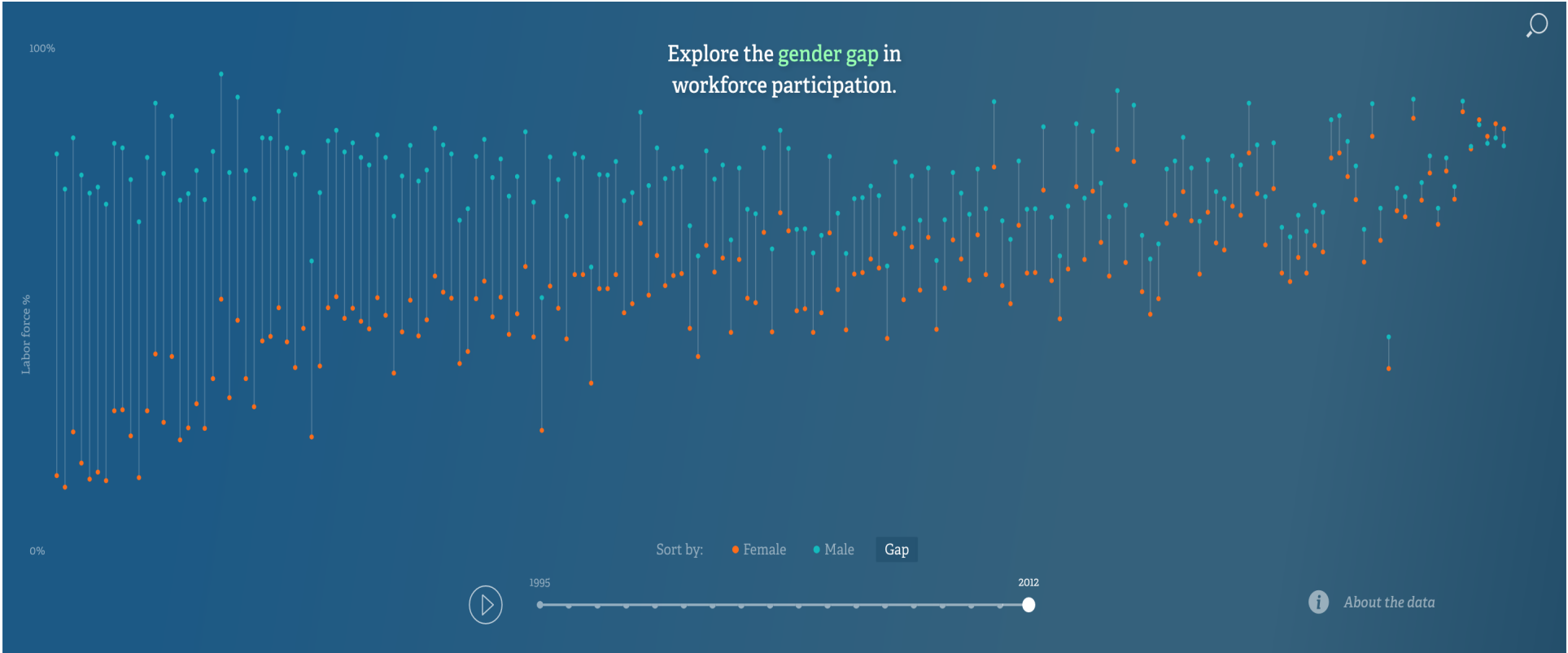
Media | media pluralism and media freedom are essential for protecting and promoting freedom of expression and the public interest in an increasingly globalised, digitalised and converged media landscape worldwide.

Transparency | the basis of transparency is the right of individuals to obtain information from both public and private bodies, where their actions relate to how government operates or affect the public interest. Communities and individuals are then empowered to hold governments and other actors accountable in promoting and defending human and socioeconomic rights.

Digital | human rights principles on freedom of expression and information must be embedded in the laws, policies, products and processes that have an impact on the internet. In the digital era, freedom of expression includes a commitment to protect the individual's right to access and engage in debate, dissent and information-sharing on an open internet.

Protection | those on the frontline of defending freedom of expression and information must be supported by effective networks of institutions and activists, and by strong legal frameworks and mechanisms. This helps to ensure the safety of communicators and to hold those who violate freedom of expression accountable.


11



(Fuente visualización: [No ceilings](#))

ON THE ORIGIN OF SPECIES *The Preservation of Favoured Races*

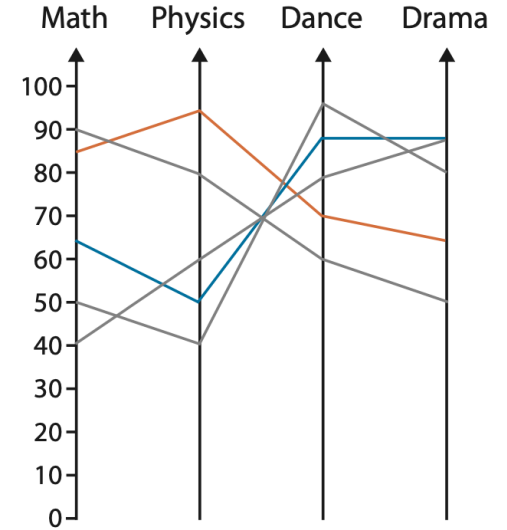
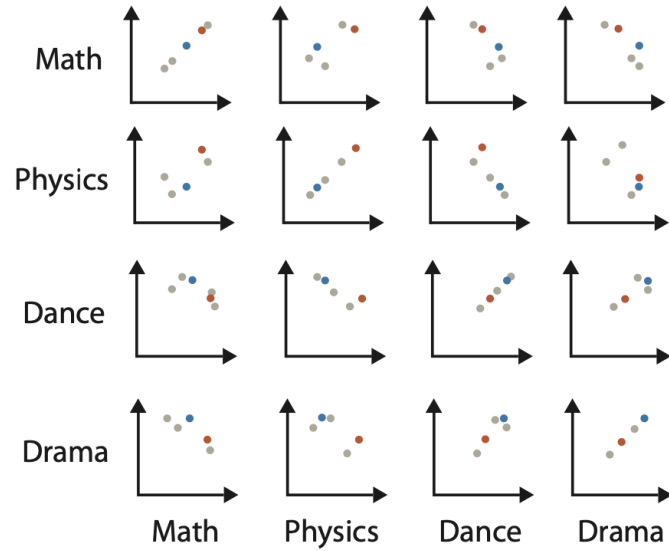
Reset Pause Slow Fast



■ First Edition (1859) ■ Second Edition (1860) ■ Third Edition (1861) ■ Fourth Edition (1866) ■ Fifth Edition (1869) ■ Sixth Edition (1872)

(Fuente visualización: [The Preservation of Favoured Races](#))

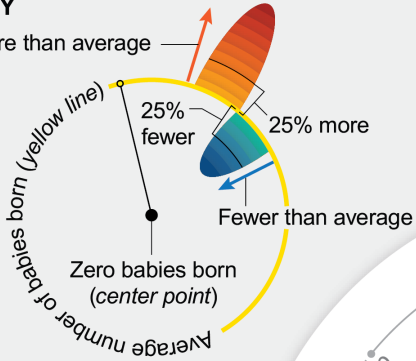
Math	Physics	Dance	Drama
85	95	70	65
90	80	60	50
65	50	90	90
50	40	95	80
40	60	80	90



(Fuente: Libro "Visualization, Analysis and Design")

KEY

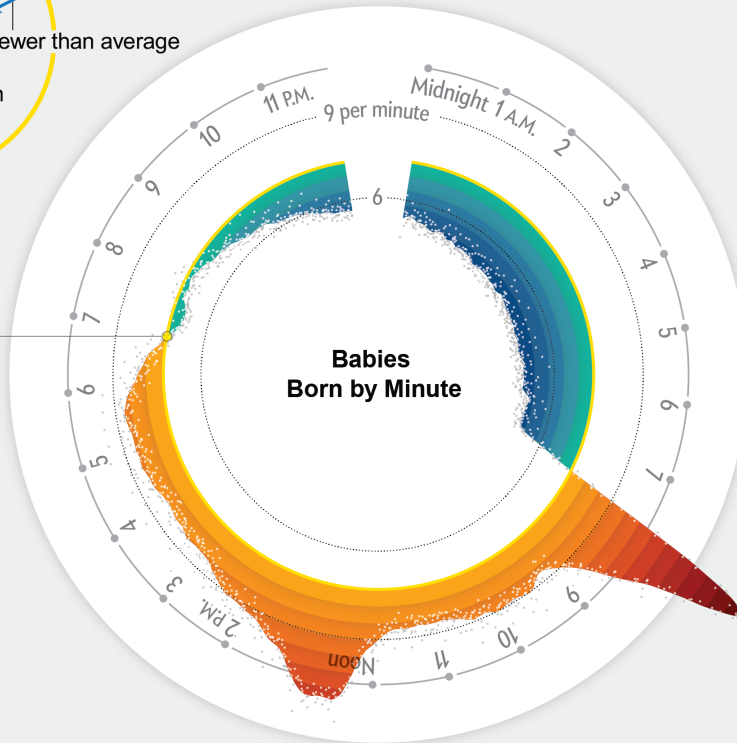
More than average



Graph shows U.S. data averaged across 2014

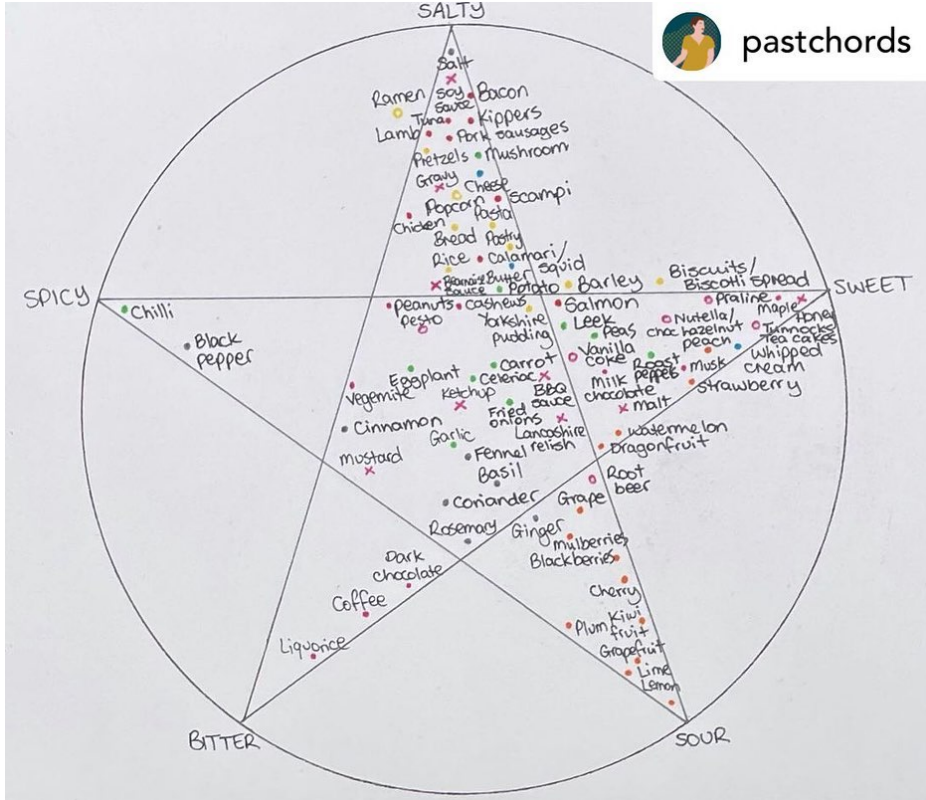
The Average

7.3 babies born per minute



(Fuente visualización: [Why Are so Many Babies Born around 8:00 A.M.?](#))

¡Visualización del día!



Propuesta por estudiante Renee Bridge.

(Fuente visualización: [Publicación en Instagram](#))

Próximos eventos:

Jueves revisaremos el material de *Layouts tabulares en D3.js*.

Jueves 30 de septiembre (11:30) se publica el enunciado de *Entrega 2*, tiene plazo de una semana.

Visualización de datos tabulares

Visualización de Información

IIC2026 2021-2

¡Nos vemos!